

# Music - Recorders and rests

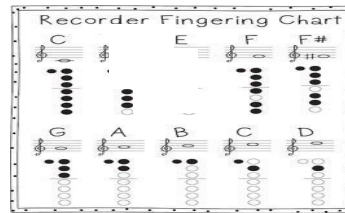


## Curriculum Links:

- Play and perform in solo and ensemble contexts, using their voices and playing musical instruments with increasing accuracy, fluency, control and expression
- Improvise and compose music for a range of purposes using the inter-related dimensions of music
- Listen with attention to detail and recall sounds with increasing aural memory Use and understand staff and other musical notations

## Key Facts:

- Music notation is written on a staff which consists of 5 lines and 5 spaces
- A treble Clef is the name for the symbol at the start of the music. This tells us what letters the notes represent
- Music can be separated into bars of 2, 3 or 4 beats
- The notes D, C, B, A and G are played using these fingers
- A crotchet rest lasts for 1 beat while a minium rest is for 2 beats



## Key Skills:

- **Composition**
- Compose their own melody
- Use and understand standard notation and be able to read the notes accurately
- Use notation in a performance
- Use different elements in their composition, rests, dynamics , bars
- **Performing**
- Be able to play the notes D, C, B, A and G, and clearly on the recorder
- Perform a simple piece of music rhythmically
- Improvise using repeated patterns









## Possible experiences:

- Participate in the Young Voices Concert
- Take part in the Maidstone Recorder Festival
- Visit the BBC 10 pieces concert run by Kent Music

## We should already know:

- How to play the notes B, A and G on the recorder
- The value of a crotchet and quaver note
- Where on the staff the notes B,A and C sit

## Key Vocabulary

Bar	The way music is divided up
Crotchet	A one beat note 
Crotchet Rest	
Minim	A 2 beat note 
Minim Rest	
Stave	The 5 lines notation is placed on in music 
Treble Clef	The symbol at the start of music to tell you which notes are on each line or space 
Quaver	Half a beat note 
	How we show how many beats are in each bar eg. 4